

Cree® EZ290-n™ Gen 2 LEDs

Data Sheet (Cathode-up)

CxxxEZ290-Sxx00-2

Cree's EZBright® LEDs are the latest generation of solid-state n-pad up LED emitters that combine highly efficient InGaN materials with Cree's proprietary optical design and device technology to deliver superior value for high-intensity LEDs. The optical design maximizes light extraction efficiency and enables a Lambertian radiation pattern. Additionally, these LEDs are die attachable with conductive epoxy, solder paste or solder preforms, as well as the flux eutectic method. These vertically structured, low forward voltage LED chips are approximately 170 microns in height. Cree's EZ™ chips are tested for conformity to optical and electrical specifications. These LEDs are useful in a broad range of applications, such as wearable devices, video displays and LCD backlighting.

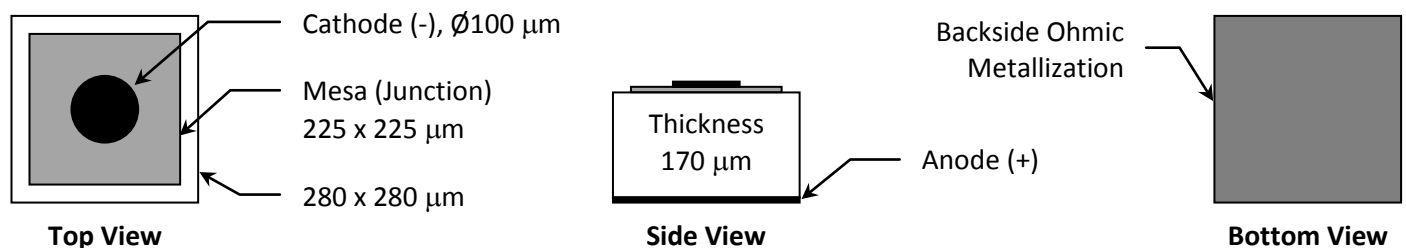
FEATURES

- Lambertian Radiation Pattern
- Cathode-up design (n-pad up)
- EZBright LED Technology, binned @ 20 mA
 - 450 nm - 24+ mW
 - 460 nm - 24+ mW
 - 470 nm - 21+ mW
 - 527 nm - 8+ mW
- Low Forward Voltage (Vf) - 3.0 V Typical at 20 mA
- Maximum DC Forward Current - 50 mA
- AuSn Backside Metal for use with Conductive Adhesives, Flux Eutectic Attach, Solder Paste & Solder Preforms
- 2 kV Class 2 ESD Rating

APPLICATIONS

- LCD Backlighting
 - Mobile Devices
 - Monitors
- Video Displays
- Wearable Devices
- Automotive Interior

CxxxEZ290-Sxx00-2 Chip Diagram



Maximum Ratings at $T_A = 25^\circ\text{C}$ <small>Notes 1&3</small>		CxxxEZ290-Sxx00-2
DC Forward Current		50 mA
Peak Forward Current (1/10 duty cycle @ 1 kHz)		100 mA
LED Junction Temperature		125°C
Reverse Voltage		5 V
Operating Temperature Range		-40°C to +100°C
LED Chip Storage Temperature Range (LED Chip storage only, not for Die Sheet Storage)		-40°C to +120°C
Recommended Die Sheet Storage Conditions		$\leq 30^\circ\text{C}$ / $\leq 85\%$ RH
Electrostatic Discharge Threshold (HBM) <small>Note 2</small>		2000 V
Electrostatic Discharge Classification (MIL-STD-883E) <small>Note 2</small>		Class 2

Typical Electrical/Optical Characteristics at $T_A = 25^\circ\text{C}$, $I_f = 20\text{ mA}$ <small>Note 3</small>					
Part Number	Forward Voltage (V_f , V)			Reverse Current [$I(V_r=5\text{V})$, μA]	Full Width Half Max (λ_D , nm)
	Min.	Typ.	Max.	Max.	Typ.
C450EZ290-Sxx00-2	2.7	3.0	3.4	2	20
C460EZ290-Sxx00-2	2.7	3.0	3.4	2	21
C470EZ290-Sxx00-2	2.7	3.0	3.4	2	22
C527EZ290-Sxx00-2	2.9	3.15	3.6	2	35

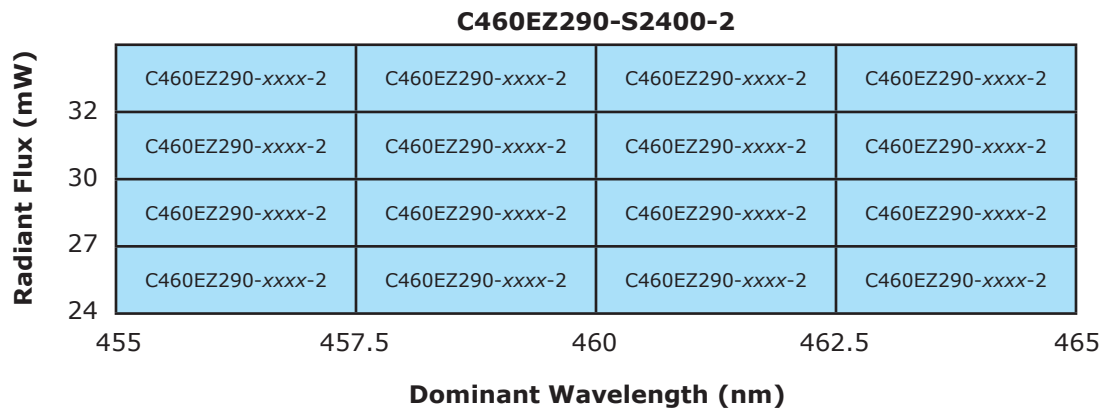
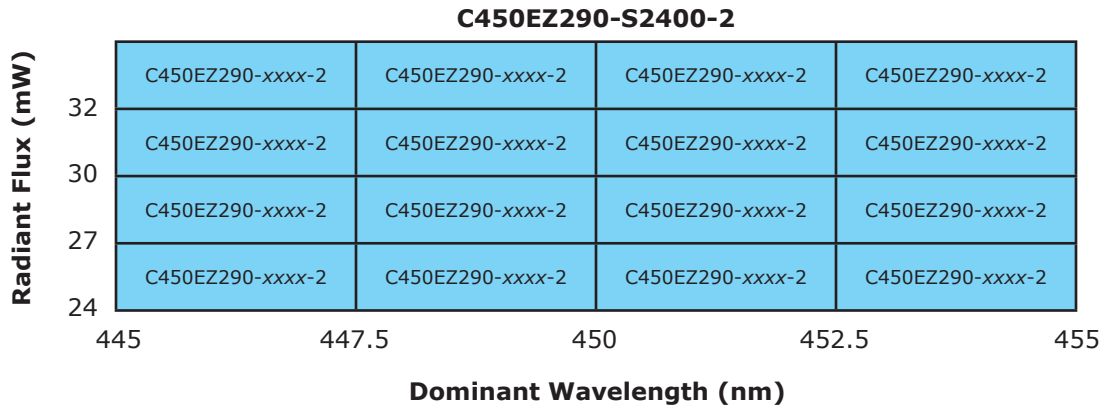
Mechanical Specifications		CxxxEZ290-Sxx00-2	
Description	Dimension	Tolerance	
P-N Junction Area (μm)	225 x 225	± 25	
Top Area (μm)	280 x 280	± 25	
Bottom Area (μm)	280 x 280	± 25	
Chip Thickness (μm)	170	± 25	
Au Bond Pad Diameter (μm)	100	-15, +5	
Au Bond Pad Thickness (μm)	3.0	± 1.0	
Back Ohmic Metal Area (μm)	280 x 280	± 25	
Back Ohmic Metal Thickness (μm)	3.0	± 0.3	

Notes:

- Maximum ratings are package-dependent. The above ratings were determined using a thru-hole package (with Hysol® OS4000 epoxy encapsulation) for characterization. Ratings for other packages may differ. The forward currents (DC and Peak) are not limited by the die but by the effect of the LED junction temperature on the package. The junction temperature limit of 125 °C is a limit of the thru-hole package; junction temperature should be characterized in a specific package to determine limitations. Assembly processing temperature < 325°C (< 5 seconds). See the Cree EZ Applications Note for assembly process information.
- Product resistance to electrostatic discharge (ESD) according to the HBM is measured by simulating ESD using a rapid avalanche energy test (RAET). The RAET procedures are designed to approximate the maximum ESD ratings shown. The RAET procedure is performed on each die. The ESD classification of Class 2 is based on sample testing according to MIL-STD-883E.
- All products conform to the listed minimum and maximum specifications for electrical and optical characteristics when assembled and operated at 20 mA within the maximum ratings shown above. Efficiency decreases at higher currents. Typical values given are within the range of average values expected by manufacturer in large quantities and are provided for information only. All measurements were made using lamps in thru-hole packages (with Hysol OS4000 epoxy encapsulation). Optical characteristics measured in an integrating sphere using Illuminance E.
- Specifications are subject to change without notice.

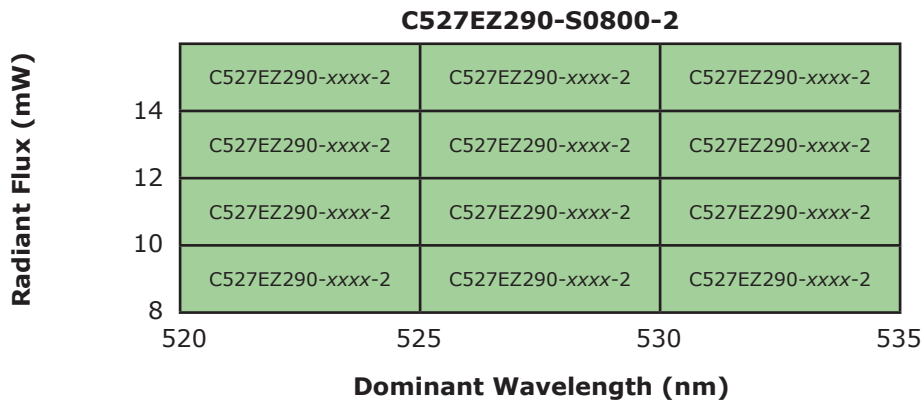
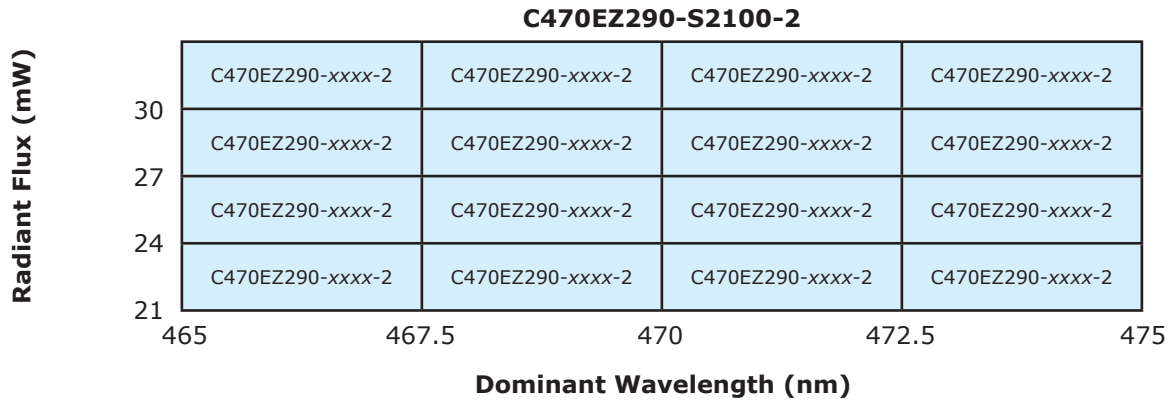
Standard Bins for CxxxEZ290-Sxx00-2

LED chips are sorted to the radiant flux and dominant wavelength bins shown. A sorted die sheet contains die from only one bin. Sorted die kit (CxxxEZ290-Sxxxx-2) orders may be filled with any or all bins (CxxxEZ290-xxxx-2) contained in the kit. All radiant flux and dominant wavelength values shown are specified at $I_f = 20$ mA.



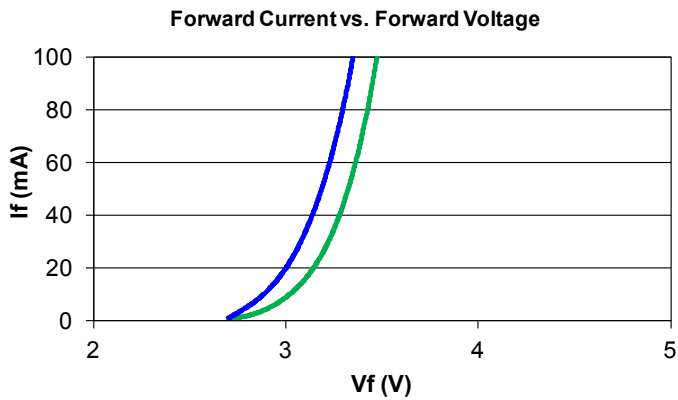
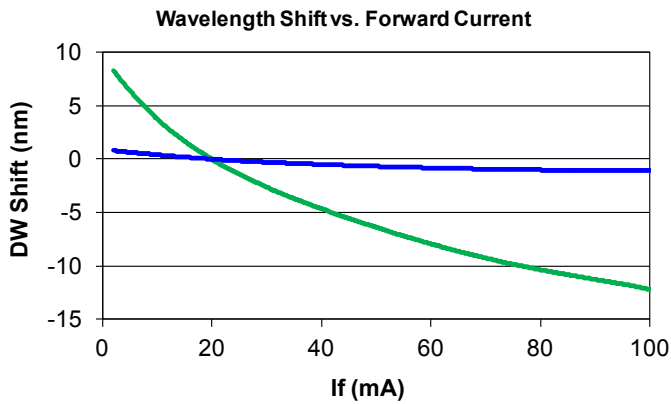
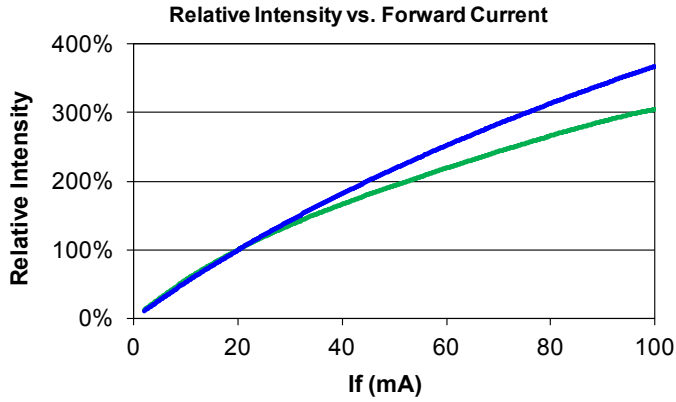
Standard Bins for CxxxEZ290-Sxx00-2

LED chips are sorted to the radiant flux and dominant wavelength bins shown. A sorted die sheet contains die from only one bin. Sorted die kit (CxxxEZ290-Sxxxx-2) orders may be filled with any or all bins (CxxxEZ290-xxxx-2) contained in the kit. All radiant flux and dominant wavelength values shown are specified at $I_f = 20$ mA.



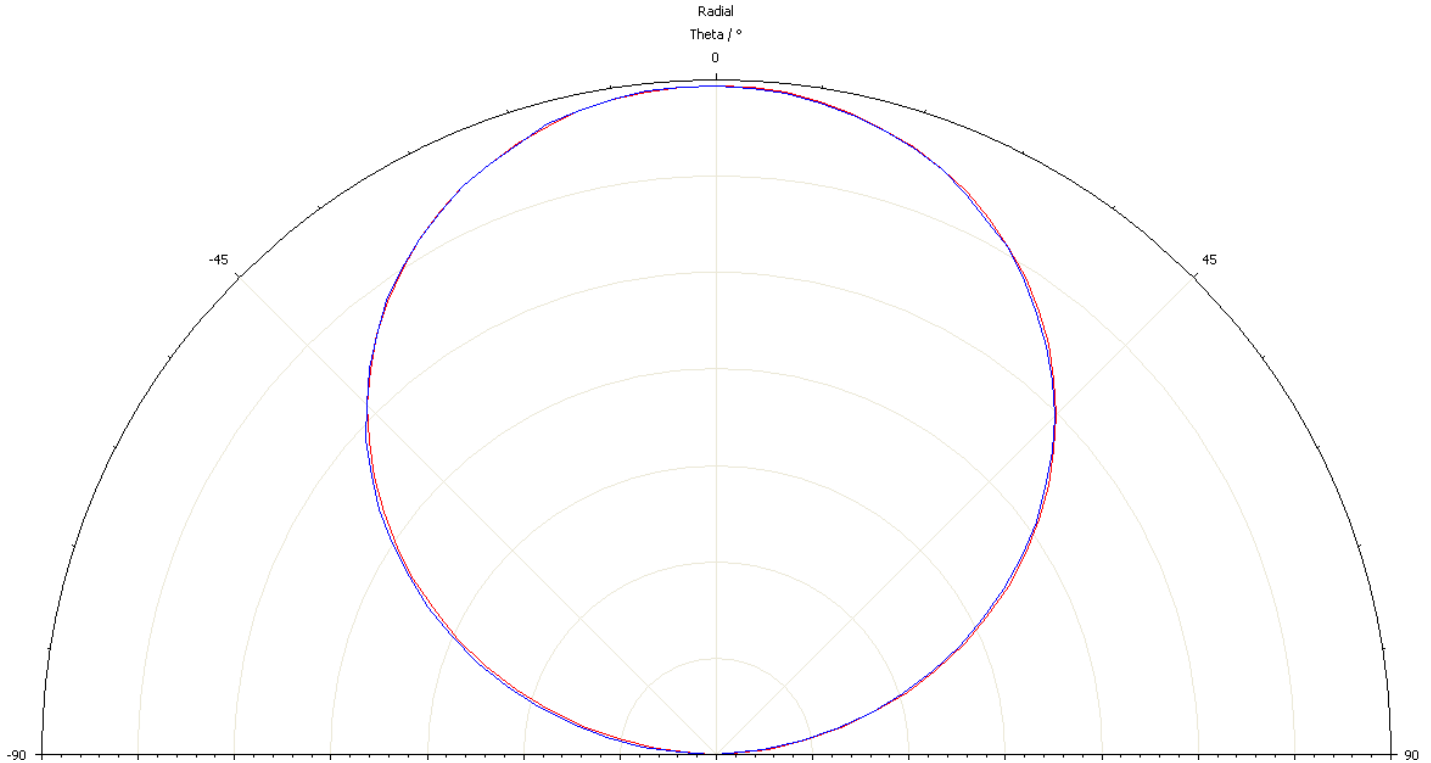
Characteristic Curves

These are representative measurements for the EZ LED product. Actual curves will vary slightly for the various radiant flux and dominant wavelength bins.



Radiation Pattern

This is a representative radiation pattern for the EZBright LED product. Actual patterns will vary slightly for each chip.



Product Content Information and Warnings

This information is not intended as legal advice. Consult a qualified lawyer if you are unfamiliar with the applicability of China RoHS 2 and/or California Proposition 65 to your business and products.

China RoHS 2


	<p>This green "e" logo is included on this product datasheet to indicate that the Cree product described herein does not include any of chemicals regulated under China RoHS 2 above permissible threshold limits. As applicable, each customer that incorporates this Cree product into its higher-level product needs to decide on the appropriate China RoHS 2 label for its higher-level product based on any other regulated content used in its product. If no other regulated content is present, this green "e" logo also may be used for the customer's product.</p>
---	---

Pursuant to Management Methods for Restricted Use of Hazardous Substances in Electrical and Electronic Products, an administrative order published by the Chinese Ministry of Industry and Information Technology (MIIT) and effective as of July 1, 2016 (more commonly known as "China RoHS 2"), electronic and electrical end products (EEPs) sold into China must be marked with a logo to indicate whether or not they contain any of the chemicals regulated under China RoHS 2 (i.e., lead, mercury, cadmium, hexavalent chromium, polybrominated biphenyls, or polybrominated diphenyl ethers) above the permissible threshold limits. As of March 2018, the list of EEPs includes refrigerators, air conditioners, washing machines, water heaters, printers, copiers, fax machines, TV sets, monitors, microcomputers, cell phones, and telephones. This list is subject to modification by the MIIT.

According to MIIT guidance, suppliers supporting the manufacture of EEPs (i.e., component suppliers) may—but are not required to—include a label on their component products. However, if a component product includes one of the regulated substances, the component supplier must provide the purchaser with information in a prescribed tabular format to facilitate labeling EEPs. The table must disclose the type and location of the hazardous substances contained in the component product. If a component product that could be used in an EEP is sold separately in the market, the component product falls within the scope of China RoHS unless the final purpose is known to be out of scope. A supplier that does not directly sell products in China should nevertheless comply with China RoHS 2 if there is a possibility that its products or products incorporating its products will be sold in China. For more information about China RoHS, please refer to <http://www.chinarohs.com/docs.html>.

California Proposition 65 Warnings

This Cree semiconductor die product (excluding packaging) does not contain any chemicals that must be disclosed under California Proposition 65 (officially titled the Safe Drinking Water and Toxic Enforcement Act of 1986, codified at Cal. Health & Saf. Code §§ 25249.5–.13) enacted by the State of California. This die product, however, is packaged using PVC die transfer film that contains Diisononyl Phthalate (DINP), a chemical known to the State of California to cause cancer and/or birth defects or other reproductive harm. If you are located in the State of California, the presence of DINP in the PVC die transfer film results in the need for you to provide an occupational warning under Proposition 65. Pursuant to California Health and Safety Code § 25606, you must post Proposition 65 compliant warnings at your place(s) of business in California to warn your employees and contractors who may come into contact with the PVC die transfer film during use and handling of the Cree die products, including in connection with the development or manufacture of higher-level products. Specifically, for indoor environments or outdoor spaces with clearly defined entrances, a warning sign must be posted at all public entrances to the affected area and, in no smaller than 72-point type, read substantially as follows:

	<p>WARNING: Entering this area may expose you to Diisononyl Phthalate (DINP), a chemical known to the State of California to cause cancer and birth defects or other reproductive harm. DINP is present in the PVC die transfer film on which certain semiconductor die products sold by Cree, Inc. or one of its affiliates are delivered. Please refer to the Cree website at www.cree.com/prop65-creecomponents to verify which Cree semiconductor die products are delivered on this type of PVC die transfer film. For more information on California's Proposition 65 warnings, go to www.P65Warnings.ca.gov.</p>
---	--

This occupational warning must be provided in English and in any other language used on other signage in the affected area. Since the Cree die products themselves do not contain DINP, their incorporation into your products will not create an obligation for you to include a Proposition 65 warning on your products. Please ensure that the PVC die transfer film is properly handled and properly disposed of as a hazardous material after die removal.

Please refer to the Cree website at www.cree.com/prop65-creecomponents to verify which Cree semiconductor die products are delivered on this type of PVC die transfer film.